
















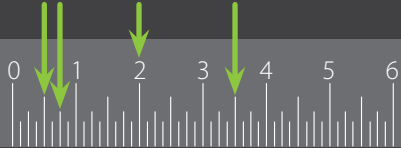
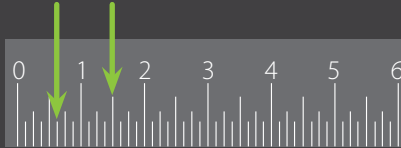
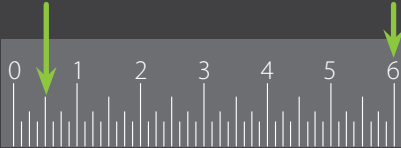
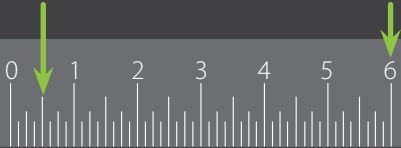
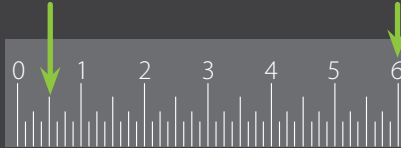

















# LINCOLN COLLECTIONS

Every Lincoln window is created to conquer the elements, promote design creativity and enhance your building project; all while incorporating architecturally appealing aesthetics.

We utilize high quality materials, state-of-the-art manufacturing processes and a continuous quality improvement program as keys to our success.

Our five exterior choices offer designers a very distinctive product offering - the perfect window solution!

COLLECTIONS	DISTINCTION	HARMONY	INNOVATION	TRADITIONS	LUXURY
AVAILABLE PRODUCTS	<p><b>100%</b></p>  <p>Full Product Selection</p>	<p><b>50%</b></p>  <p>Excludes Lincoln Fit, Quantum Double Hung and Patio Doors</p>	<p><b>86%</b></p>  <p>Excludes Lincoln Fit</p>	<p><b>86%</b></p>  <p>Excludes Lincoln Fit</p>	<p><b>86%</b></p>  <p>Excludes Lincoln Fit</p>
FRAME AND SASH	 <p><b>.050 Extruded Aluminum</b></p> <ul style="list-style-type: none"> <li>• Eight standard colors*</li> <li>• Thirty-eight feature colors*</li> <li>• Unlimited custom colors*</li> <li>• Seven spray-on anodized colors**</li> </ul> <p>*AAMA 2605 **AAMA 2604</p>	 <p><b>.050 Extruded PVC Vinyl</b></p> <ul style="list-style-type: none"> <li>• White</li> <li>• Sandstone</li> <li>• Adobe</li> </ul> <p>With titanium dioxide stabilizers (UV protectant) and impact modifiers (improved strength).</p>	 <p><b>Wood</b></p> <p>With white factory applied water-based acrylic latex primer, ready for paint and white, paintable* cellular PVC sill and blindstop.</p>  <p><b>.050 Extruded Aluminum</b></p> <ul style="list-style-type: none"> <li>• All Distinction Collection colors</li> </ul> <p>OR</p> <p><b>.050 Extruded PVC Vinyl</b></p> <ul style="list-style-type: none"> <li>• White</li> <li>• Sandstone</li> <li>• Adobe</li> </ul> <p>Not available for patio doors.</p>	 <p><b>Wood</b></p> <p>With white factory applied water-based acrylic latex primer, ready for paint and white, paintable* cellular PVC sill and blindstop.</p> <p>OR</p> <p><b>Wood</b></p> <p>With white factory applied water-based acrylic latex primer, ready for paint.</p>  <p><b>Wood</b></p> <p>With white factory applied water-based acrylic latex primer, ready for paint.</p>	 <p><b>High-grade Natural Wood</b></p> <ul style="list-style-type: none"> <li>• Pine</li> <li>• Mahogany</li> <li>• Fir</li> </ul> <p>Sanded smooth and ready for stain and sealer.</p>
TRIM AND SILL NOSING	 <p><b>Extruded Aluminum</b></p> <ul style="list-style-type: none"> <li>• 2" and 4" brickmould</li> <li>• 4" flat casing</li> <li>• 2", 4" and 6" panning system</li> <li>• 1/4" and 7/8" sill nosing</li> </ul>	 <p><b>Extruded PVC Vinyl</b></p> <ul style="list-style-type: none"> <li>• 2" brickmould</li> <li>• 3-1/2" flat casing</li> <li>• 7/8" sill nosing</li> </ul> <p>All with a 1" x 1" integral J-channel and nailing flange.</p>	 <p><b>Cellular PVC</b></p> <ul style="list-style-type: none"> <li>• 2" brickmould</li> <li>• Flat casing - any dimension from 1" to 8"</li> <li>• 4-1/2" Backband</li> <li>• Williamsburg</li> <li>• 1" standard sill nosing</li> <li>• 2" historical sill nosing</li> </ul>	 <p><b>Cellular PVC</b></p> <ul style="list-style-type: none"> <li>• 2" brickmould</li> <li>• Flat casing - any dimension from 1" to 8"</li> <li>• 4-1/2" Backband</li> <li>• Williamsburg</li> <li>• 1" standard sill nosing</li> <li>• 2" historical sill nosing</li> </ul> <p>OR</p> <p><b>Wood</b></p> <ul style="list-style-type: none"> <li>• 2" brickmould</li> <li>• Flat casing - any dimensions from 1" to 8"</li> <li>• Williamsburg</li> <li>• 1" standard sill nosing</li> </ul>	 <p><b>High-grade Natural Wood</b></p> <ul style="list-style-type: none"> <li>• 2" brickmould</li> <li>• Flat casing - any dimension from 1" to 8"</li> <li>• Williamsburg</li> <li>• 1" standard sill nosing</li> </ul>
OPENED POCKET AND FILLED SPREAD MULLS	 <p>1/2", 3/4", 2" and 3-12"</p>	 <p>5/8" and 1-1/2"</p>	 <p>Any dimension from 1/2" to 6"</p>	 <p>Any dimension from 1/2" to 6"</p>	 <p>Any dimension from 1/2" to 6"</p>
EXTERIOR MAINTENANCE	 <p><b>Minimal</b></p> <p>Soap and water. Can be waxed to renew luster.</p>	 <p><b>Very Minimal</b></p> <p>Periodic soap and water.</p>	 <p><b>*Moderate</b></p> <p>Apply UV resistant paint and periodic check-up.</p>	 <p><b>*Moderate</b></p> <p>Apply UV resistant paint and periodic check-up.</p>	 <p><b>Frequent</b></p> <p>Apply high-grade finish and inspect quality annually.</p>
STRUCTURAL PERFORMANCE	 <p>Superior strength and rigidity for all-weather protection.</p>	 <p>Excellent resistance to harsh coastal environments.</p>	 <p>Excels in strength and design flexibility.</p>	 <p>Exceptional thermal performance built with traditional specifications.</p>	 <p>Magnificent all-wood assembly, both energy efficient and distinctive.</p>
THERMAL PERFORMANCE	 <p><b>High</b></p>	 <p><b>Very High</b></p>	 <p><b>High</b></p>	 <p><b>Very High</b></p>	 <p><b>Very High</b></p>