

KEEPING YOUR FAMILY, HOME AND BUSINESS SAFE!

StormPoint IMPACT SERIES

StormPoint impact windows and patio doors are scientifically researched, engineered and tested to meet and exceed increasingly stringent coastal regulations. At Lincoln, our products are manufactured to your exacting specifications for a combination of beauty, quality and performance in almost any application or condition.

StormPoint products protect the structural integrity of your home or business by building on a successful Lincoln Window platform. The basic premise: start with the foundation of an already high performing Lincoln product and make it stronger. This was done by using specifically designed reinforcements and laminated glass while incorporating heavy duty hardware.

THE IMPORTANCE OF IMPACT PRODUCT

During windstorms and hurricanes, if the building envelope is breached through a broken window or patio door, wind may enter the building, causing an increase in pressure that could lift the roof and push the walls outward.

UNPROTECTED STRUCTURE

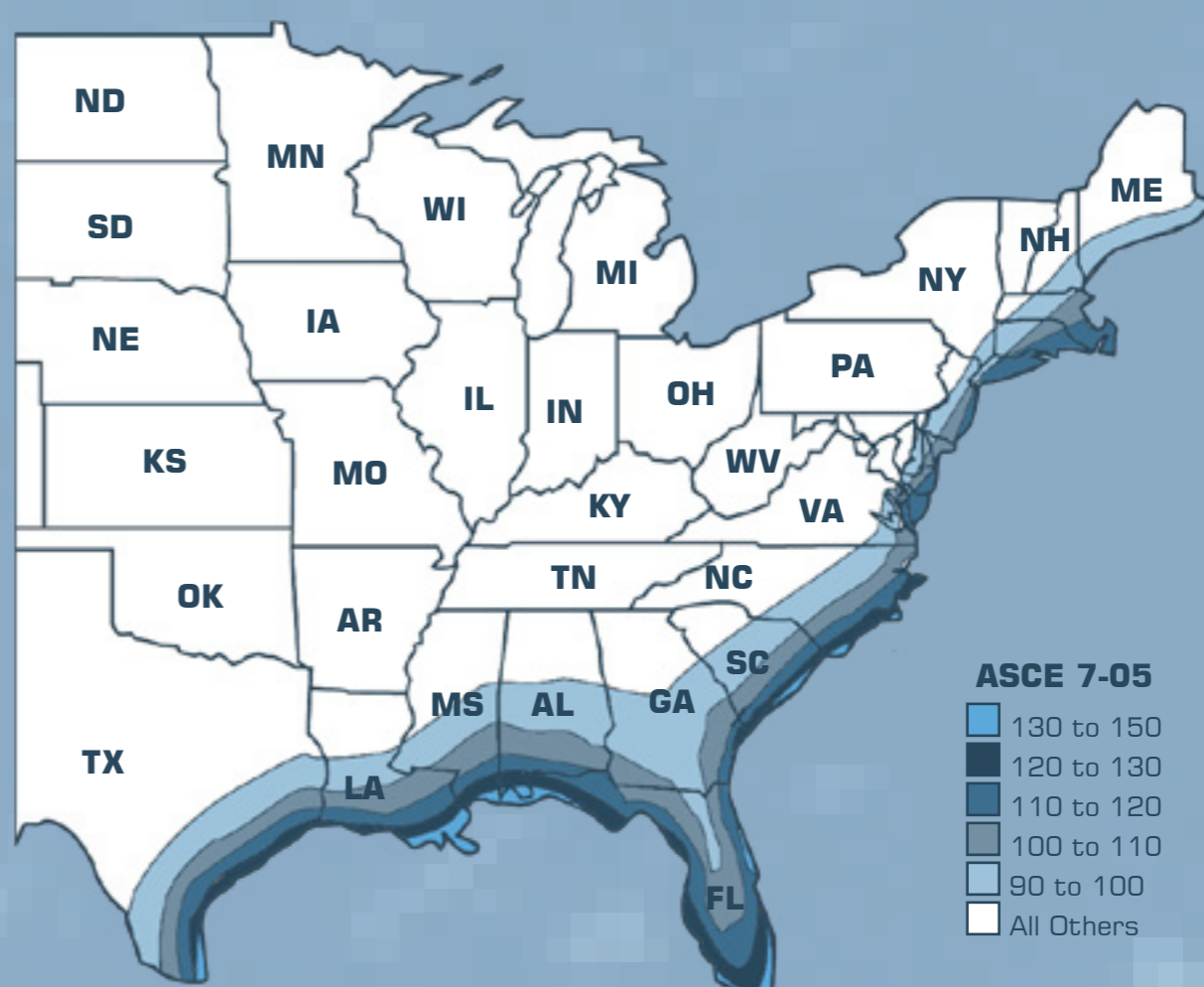


Tests show that specially designed laminated glass products pass wind-borne debris impact tests, and when broken, the glass fragments tend to remain integral, adhering to the plastic interlayer, helping to preserve the stability of the building envelope.

PROTECTED STRUCTURE



HURRICANE PRONE AREAS



Areas prone to hurricanes and windstorms are categorized into four wind-borne debris zones. Each zone indicates the wind speeds that are possible in that area during a hurricane. Building code certification standards have been developed for each zone which require a home be able to withstand harsh environmental conditions.

NOTE: Codes for local jurisdictions may vary. Selecting the appropriate StormPoint products to ensure compliance with all building codes is the sole responsibility of the architect, builder, developer and/or owner. Contact your local building code officials for more information.

ALL STORMPOINT PRODUCTS MEET THE REQUIREMENTS FOR
MISSILE LEVEL D
ASTM CERTIFICATION **ZONE 3**

ZONE KEY



PROTECTION LEVELS

MISSILE LEVEL C BASIC PROTECTION*

★★★★★ BUILDINGS > 30'

★★ BUILDINGS ≤ 30'



* All building and structures not listed for Enhanced Protection.
** Buildings and other structures designated as essential facilities, including, but not limited to, hospitals; other health care facilities having emergency treatment facilities; jails and detention facilities; rescue and police stations, and emergency vehicle garages; designated emergency shelters; communications centers and other facilities required for emergency response; power generating stations; other public utility facilities required in an emergency; and buildings and other structures having critical national defense functions.

MISSILE LEVEL D BASIC PROTECTION*

★★★★★ BUILDINGS > 30'


★★ BUILDINGS ≤ 30'



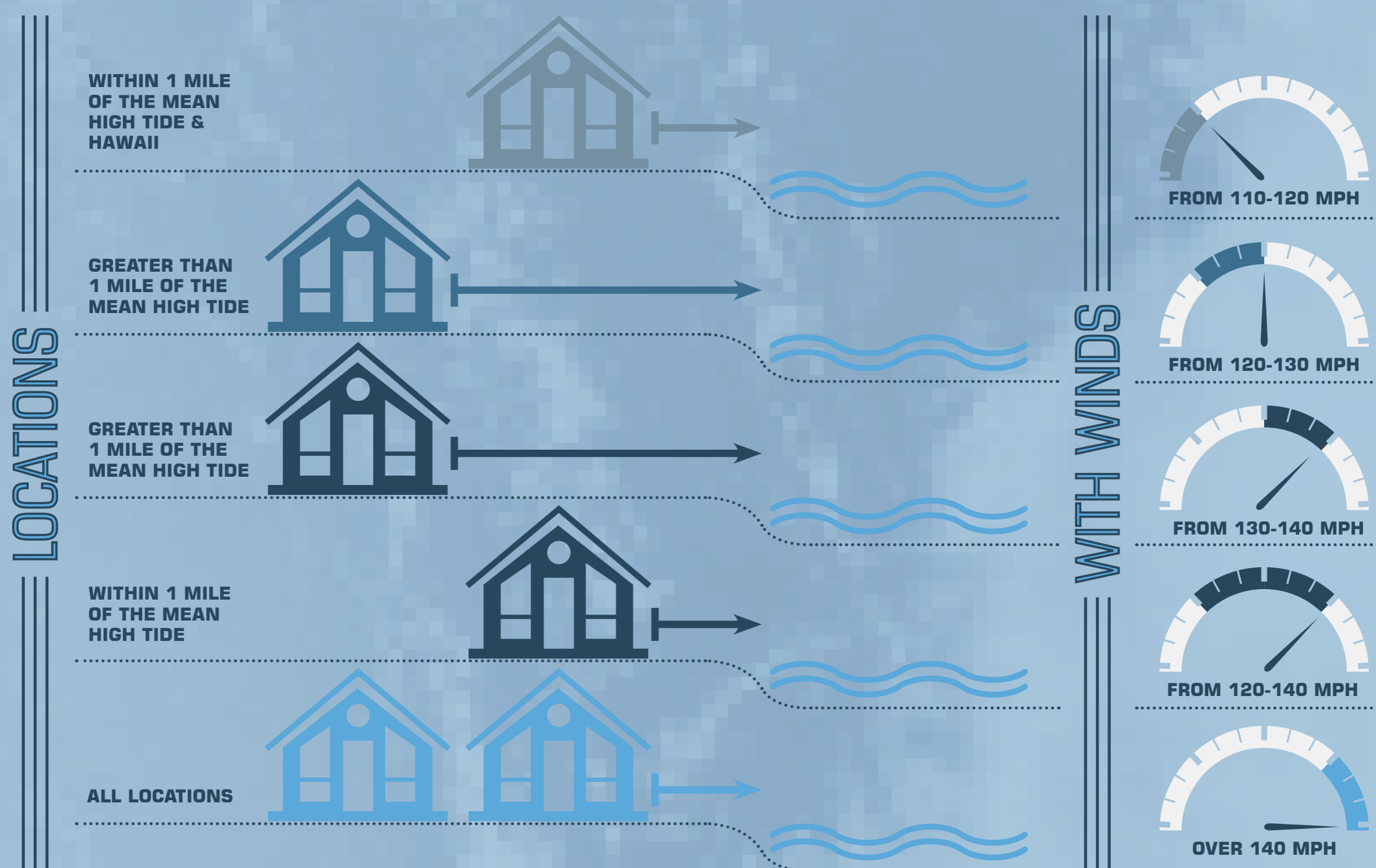
ENHANCED PROTECTION**

★★★★★ BUILDINGS > 30'

★★ BUILDINGS ≤ 30'




WIND-BORNE DEBRIS ZONES



WIND PRESSURE REQUIREMENT

HURRICANE SIMULATION OF
9,000
HIGH WIND CYCLES

IMPACT RESISTANCE REQUIREMENT



MUST WITHSTAND A...

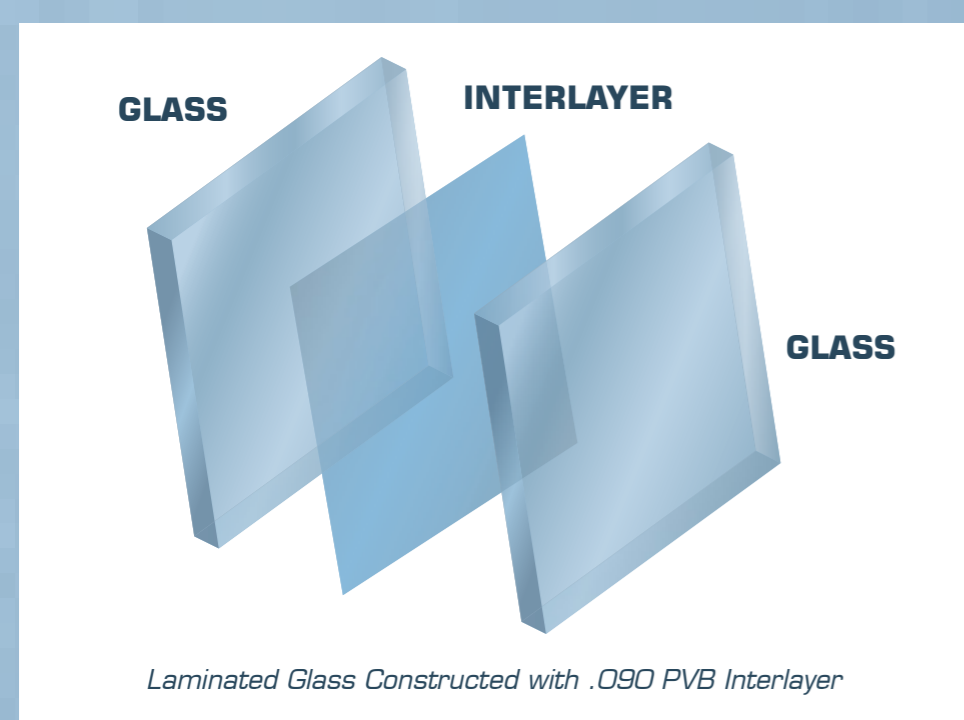
4' 2X4 @ 40' PER SECOND (27MPH)

4' 2X4 @ 40' PER SECOND (27MPH)

8' 2X4 @ 50' PER SECOND (34MPH)

8' 2X4 @ 50' PER SECOND (34MPH)

LAMINATED GLASS



StormPoint products are built to withstand unpredictable weather by incorporating Sea-Storm® laminated glass. This special glass is produced by bonding a combination of plastic vinyl layers and polyester film between two panes of glass into a single sheet.

Sea-Storm® glass looks like ordinary glass, but upon impact, broken glass fragments tend to adhere to the durable, bonded plastic vinyl interlayer, reducing the risk of injury and damage.

BENEFITS



STORM BARRICADE

Resists impact from air-borne projectiles and debris without the need for storm panels or shutters. Remains integral even after glass breakage and during high/low pressure 'pumping'.



SAFETY SHIELD

Is tougher to break. If broken, the vinyl interlayer remains in the frame with fragments adhering to it, providing a strong barrier against forced entry.



SOLAR SCREEN


Offers a clear glass appearance with enhanced protection against fading of furniture, flooring, artwork and other home furnishing.



SOUND CONTROL

Reduces unwanted outside noise in high traffic areas. Train tracks, airports and heavy highway traffic are less obtrusive.

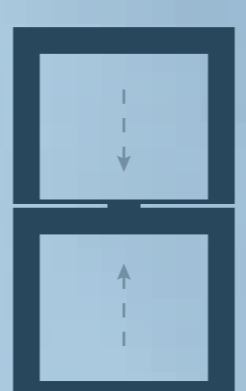
IMPACT PRODUCT SELECTION



CASEMENT WINDOWS




AWNING WINDOWS



DOUBLE HUNG WINDOWS



SPECIALTY WINDOWS



OUT-SWING PATIO DOORS